


Get to know your new DXc 1.17!


DESIGN

The DXc fire panel can now **support 160 zones**, giving the system designer greater flexibility for larger site installations




INSTALL

Installation of the DXc fire alarm panel is complete in just **5 button presses**



COMMISSIONING

Enhanced Sounder Control:
Sounder tone and volume can now be **controlled through the panel** and/or configuration tool



REDUCED FALSE ALARMS



Organisations are able to **operate as usual** without the risk of interruption

MAINTENANCE


Every Quarter:
Less risk of potential disruption on site and **faster servicing time**



The Maintenance and Fire Alarm Life Cycle

DISABLE RELAYS

Allows engineers to **carry out day to day** maintenance on the fire system without the risk of generating an unwanted alarm



TYPE B DEPENDENCY

The full evacuation alarm will only activate once the **second alarm goes live**

MUTE BUZZERS

An 'engineering mode' mutes the panel buzzer while the system is serviced, **reducing disturbance and noise**



Get to know your new DXc 1.17!




DESIGN

MIMIC DELIVERING INCREASED ZONAL DETAILING BRINGING CONFIDENCE IN LOCATING FIRE

Whenever a system covering a large building goes into its alarm state, Fire and Rescue Service personnel, security staff or employees often **have to waste precious time** cross-referencing LEDs on a panel with zonal or floor maps.

- The DX Connexion panel now has **adapted software** that allows a custom-built geographic map to be created, combining the LED zone indicators with the floor plan.
- Maps can be mounted on the wall by the panel to give **much clearer indication** of fire location than currently provided by standard, numbered zonal indicators.
- Fire and Rescue Service personnel **no longer need waste time** looking at zone maps to find the source of the alert.



by Honeywell

Get to know your new DXc 1.17!




DESIGN

LARGER SITE INSTALLATION NOW POSSIBLE THANKS TO INCREASED ZONE SUPPORT

The **adaptability** of the DX Connexion control panel range means it is now being used for larger and more complex sites. As a result, changes have been introduced to **accommodate the expansion** and give more flexibility.

- The number of zones that can be supported has been **doubled from 80 to 160** in new and existing sites.
- **Dedicated extension boxes** have been designed to display the expanded number of LED zone indicators below the control panel. Zones still refer to the same physical space, whichever panel they appear on, making programming simple.
- The DX Connexion's modular enclosures have also **been adapted to meet the demands of larger systems**. The flexible system now provides an option for additional power supplies in order to hold and charge the batteries required for larger systems.



by Honeywell

Get to know your new DXc 1.17!



DESIGN


FUTURE PROOF DESIGN

You never know what the future holds, changing design requirements; additions and extensions, the DXc range is **completely networkable** giving you the confidence that the system provides **scalable and flexible** solutions.

Did you know...?



...that the Two loop panel can be upgraded to a Four loop system with an addition of a Loop expansion card?



by Honeywell

Get to know your new DXc 1.17!




INSTALL

FLEXIBILITY OF INSTALLATION

One, Two and Four loop Panels are pre built in the factory. The range is complimented by a **range of accessories** to suit any project requirement.

Depending on the system size and standby requirements, it is possible to **increase the enclosure size** of a DXc1, DXc2 or DXc4 control panel by fitting an extension box to accommodate larger batteries, relays or other equipment. A **range of covers** can be purchased to suit your needs and include a blank cover, customer key plate and 80 Zone LED expansion cover. If additional batteries are required to support larger loop loading the EN54-4 compliant back box increases the enclosure size of a DXc2 or DXc4 to accommodate and charge an additional pair of 17Ah batteries. **This modular design** of the DXc allows multiple extension boxes to be fitted to the same panel delivering a system flexible enough to cope with any installation requirement. (Only one EN54-4 compliant back box can be fitted per panel).



by Honeywell

Get to know your new DXc 1.17!



INSTALL

FLEXIBILITY OF INSTALLATION

In wall, on wall, in rack

Flush mounting options are available to suit a variety of combinations to suit all installation requirements.

Convenient cabling



Our panel has been designed to provide cable access when you need it. A total of 31 knockouts have been included to ensure flexibility when installing the product.

Secure fixing


3 points of fixing to ensure secure mounting even on uneven surfaces.

Not enough hands?

Our panels are designed with a key hole fixing mechanism so they can be hung on the wall with a prefixed screw and then secured afterwards.

Ease of access and handling

All of the cover plates and the main door can be removed without the use of tools to provide greater access and easier handling saving time and making your installation easy.



by Honeywell

Get to know your new DXc 1.17!




COMMISSIONING

SAVE TIME AND MONEY WITH DISRUPTION FREE SOUNDER CONFIGURATION

Adjusting **sounder tone and volume settings** after installation can be very disruptive, labour-intensive and expensive.

- System Sensor and Morley-IAS protocol sounders can now have their **individual tone and volume levels** set from the DX Connexion panel, cutting out many of these difficulties.
- The panel can also now **synchronise all sounders** across multiple loops, so that they meet safety standard requirements about audibility if a pulsing tone is employed.
- Engineers will **save time and money and avoid disruption** because they can work from the panel instead of having to adjust each sounder manually.



by Honeywell

Get to know your new DXc 1.17!



MAINTENANCE

FASTER FAULT FINDING

Depending on the size of the installation, identifying double addressed devices during commissioning or servicing a system can be **very time-consuming**, to complete the commissioning process and hand over the site, the DX Connexion panel range has a new feature which **reduces the time required** to locate these devices.

- **Finding double-addressed devices is quicker** because their presence is now indicated by lighting up of the detector LEDs when at access level 3. (Detection of double-addressed devices is not, however, guaranteed on systems with high loop resistance because wiring may limit the current drawn by one or both devices to a total below the detection threshold).
- Short circuit faults for the auxiliary supply are now **more obvious**, thanks to a new monitoring and indication feature.



by Honeywell

Get to know your new DXc 1.17!

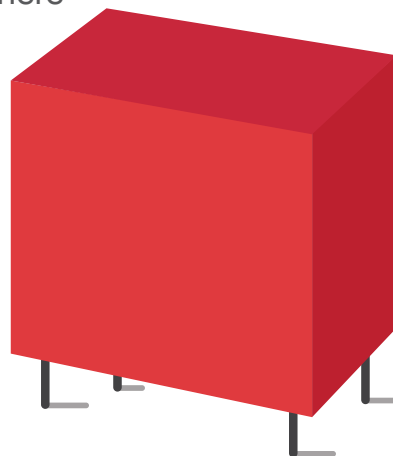


DISABLE RELAYS

MORE PANEL OPTIONS MEAN FASTER AND LESS DISRUPTIVE SERVICING

Accidental activation of sounders during maintenance is a real irritation for everyone in a busy workplace or public building with the potential for lost revenue. The DX Connexion panel range now has a **special feature** to cut out this disruption.

- A new **'Disable all Relays'** panel option means outputs including visual and audible alarm devices cannot be accidentally set off during servicing.
- The new option can also be activated by **configurable panel function keys** (F1/F2).
- There is **no longer any need to shut down each function** (relay) by isolating it manually or unplugging it.
- The new features mean maintenance personnel with level 2 access (requiring a pass code) can **work with greater speed** and above all, much greater confidence, that there will be no inadvertent system activation.



by Honeywell

Get to know your new DXc 1.17!




MUTE BUZZERS

REDUCED CUSTOMER DISTURBANCE

A buzzing panel can be an irritant for people local to the panel when a system is being serviced. To counter this irritation, the DX Connexion panel range now supports **an engineering mode which reduces the disturbance.**

- An 'engineering mode' **mutes the panel buzzer** for a set period while the system is serviced
- Automatic cancellation after the set period means the mode cannot **accidentally be left active by mistake** if the engineer forgets to clear it.



by Honeywell

Get to know your new DXc 1.17!



TYPE B DEPENDENCY

CUT OUT UNNECESSARY EVACUATIONS WITH INCREASED CAUSE AND EFFECT CAPABILITY

Reducing costly and time-wasting false alarms is a major aim for any building operator or business. The DX Connexion upgrade now allows fire wardens or security staff to investigate the cause of the alarm **before evacuation is activated.**



- An in-built Type B dependency means that when a single detector indicates fire, it is shown on the panel's LCD **but not** on its fire LED.
- No outputs are activated (such as sounders or Fire and Rescue Service alerts) and the first alarm condition remains in force for a time **until a second is received** from any fire detection device.
- Should a second device indicate a fire while the first alarm condition is operational, the DX Connexion panel will **activate all outputs** and evacuate the building.
- Sounders and other outputs will also be **automatically activated** if no action is taken to cancel the alarm after a set period of time.
- If no fire risk is found, staff can **manually reset the panel** and cancel the alarm. If they find a fire or believe the building is at risk, they can hit a manual call point to trigger full activation.
- The system has **cause-and-effect capability**, allowing many rules to be created and can also be configured to operate in specific zones.



by Honeywell